

15A TAMPER-RESISTANT AC RECEPTACLE WITH WALL PLATE

INSTALLATION INSTRUCTIONS

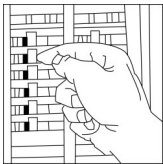
OVERVIEW

The Cable Matters 15A Tamper-Resistant Duplex AC Receptacle replaces a standard duplex outlet. Upgrade an existing electrical outlet with the tamper resistant safety feature that is required by most local building codes.

! CAUTION

- Installation by a qualified electrician is recommended
- Rated for indoor use only in a dry location
- Use only solid copper or copper-clad wire
- Consult an electrician for wiring a 'Middle of Run' split circuit

WIRING INSTRUCTIONS - READ BEFORE INSTALLING

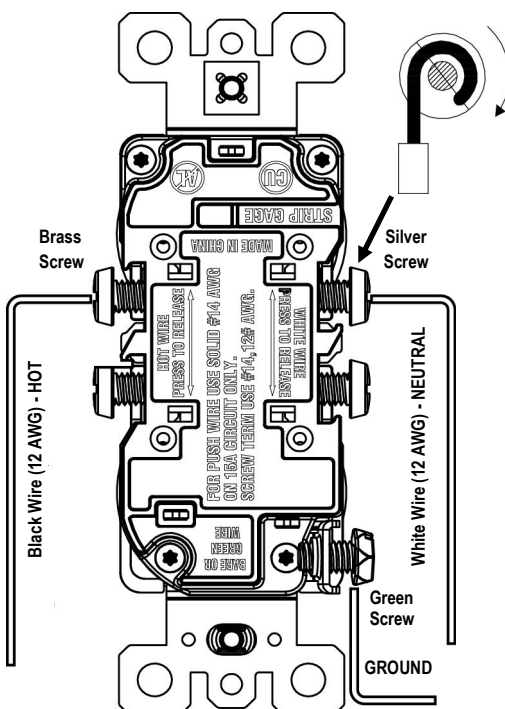


- 1) Turn off the power at the electrical panel before installing. Use a voltage tester to verify that the power is turned off.
- 2) Carefully remove the existing receptacle and disconnect the wires.
- 3) Strip back about 1/2 inch of insulation from the existing wires, if necessary.
- 4) Wire the receptacle with the side wire or stab terminals.
- 5) Mount the receptacle to the electrical box with the included screws.
- 6) Screw on the wall plate with the included screw.
- 7) Restore power at the electrical panel.



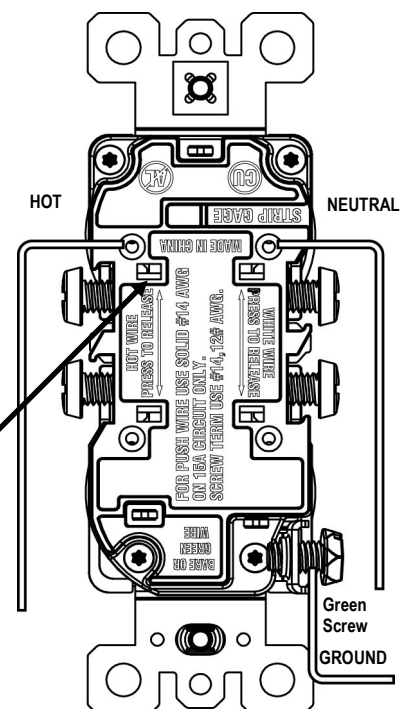
SIDE WIRING

12 AWG (recommended)



STAB (BACK) WIRING

14 AWG ONLY



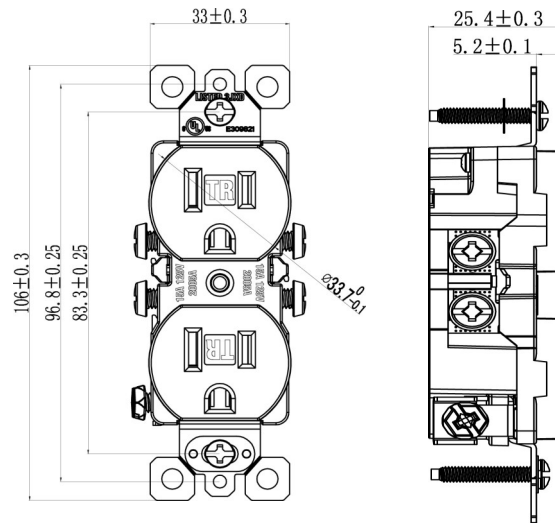
Important Notes:

- Consult an electrician for middle-of-run (split circuit) wiring
- Wrap the wire and screw terminals with electrical tape for extra protection
- Remove the stab wires by inserting a small screwdriver into the slot. DO NOT re-use the stab (back) push-in terminals in a new installation since the spring may be weakened.

15A TAMPER-RESISTANT AC RECEPTACLE WITH WALL PLATE

TECHNICAL SPECIFICATIONS

- AC Input: 125VAC 60Hz, 15A
- 2 Pole / 3 Wire Standard Duplex
- Residential Grade
- Side Wiring Terminals: 12 AWG wire
- Back Stab Wiring Terminals: 14 AWG wire
- AC Outlets: 2 x Grounded Female
- Compliance: UL Listed
- Receptacle: (W x D) 1.3 x 1.0 Inches
- Wall Plate (HxW) 4.5 X 2.7 Inches
- Warranty: Limited One-Year



Package Contents

- 10 x Tamper-Resistant AC Receptacle
- 10 x Screw-On Wall Plate with mounting screws
- 10 x Mounting Screws
- 1 x Instruction Sheet

IMPORTANT NOTES:

Do not use to replace a GFCI outlet.

Specifications are subject to change without notice

Copyright and Trademarks

Cable Matters is a registered trademark or trademark of Cable Matters Inc. All rights reserved. All other trademarks are the property of their respective owners.

Limitation of Liability

In no event shall Cable Matters Inc. (including their officers, directors, employees or agents) be liable for any damages (whether direct or indirect, special, punitive, incidental, consequential, or otherwise), loss of profits, loss of business, or any pecuniary loss, arising out of, or related to the use of this product exceeding the actual price paid for the product (as allowed by state law).

Warranty Information

This product is backed by a limited one-year warranty. The warranty covers parts and labor costs only. Cable Matters does not warrant its products from defects or damages arising from misuse, abuse, or normal wear.

Customer Support and Contact Information

Cable Matters offers lifetime technical support as an integral part of our commitment to provide industry leading solutions.

Contact us at wholesale@cablematters.com for large volume discount pricing.

email us with any questions at support@cablematters.com.